






[www.airpipe.in](http://www.airpipe.in)



# COMPREHENSIVE INDUSTRIAL FLUID SOLUTIONS

Quick Connection Carbon Steel Pipe

-  Quick Installation
-  Super Anti-corrosion
-  High Cost-effective





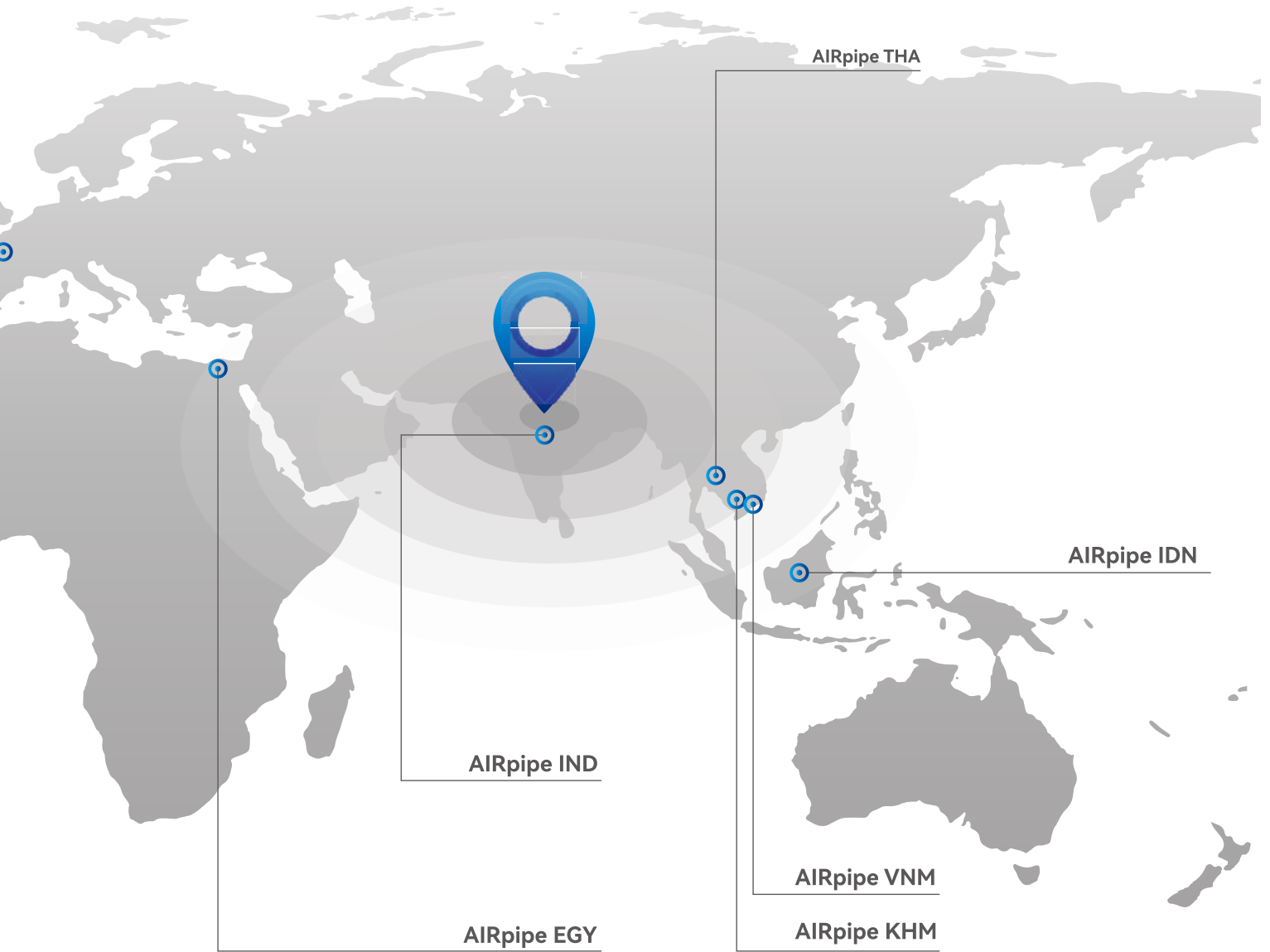
# 01

## COMPANY INTRODUCTION

### Global Leader in Fluid Transportation Pipeline and Connection Technology

AIRpipe specializes in fluid transportation piping systems and fittings for industrial and civil use. We offer AQUApipe-pressed carbon steel, AIRpipe-aluminum and AQUApipe-stainless steel, series products with superior performance and innovative technology. The company offers one-stop service with branches in many regions, providing professional fluid transportation solutions to over 46,000 customers worldwide.

AIRpipe has numerous patents and qualifications in product technology, production, and installation, such as ISO9001, ISO14001, SGS, QUATEST3®, TS, TUV, GC2, IS08573-1, ASME, FDA, NSF, etc. Our goal is to improve the user experience of our products constantly.



**4**

Production Bases

**50**

Business Countries

**9**

Global Subsidiaries

**46000<sup>+</sup>**

Global Customers

# Milestone

## 2010

**AIRpipe registration**

## 2014

The clamp connection technology has been put into the globe market

## 2016

**AIRpipe FRA** established in Nantes

## 2015

- **AIRpipe IND** established in New Delhi
- **AIRpipe USA** established in Arizona
- The company has relocated to Production Base NO.1

## 2017

- **AIRpipe Taiwan** established in Hualien
- The aluminum pipe series have been the top seller worldwide

## 2018

- **AIRpipe VNM** established in Hu Minh City
- Winning the title of individual champion

## 2020

Production base No.2 has been put into use

## 2019


The world's first interprise to develop and product pressed carbon steel pipes

## 2021

Awarded as a National Specialized, Fined, Peculiar and New Littal Giant Enterprises

## 2023

- Awarded the National Intellectual Property Advantage Enterprises
- Goble R&D and manufacturing base No.3 begins construction



**Our Global Team**



# 2024



- Launching a large space combined cooling and waterproofing system
- Cambodia production base No.4 begins production
- Obtained CNAS national laboratory certification
- AIRpipe IDN, EGY, THA established

# Partners



# WE ARE AT YOUR SERVICE

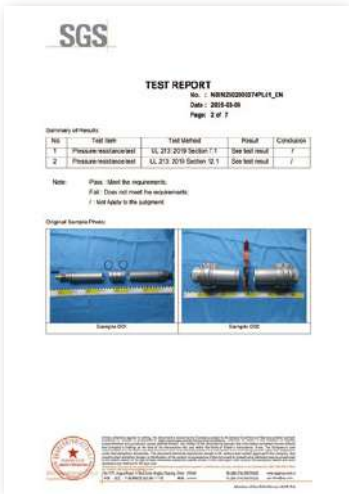
Globe sales network, from research and development, design, production, logistics, installation and guidance, to after-sales service, AIRpipe always provide you with one-stop service.



# Technical Specification

This product is applicable to the fire water, Compressed air, gas. water supply pipeline engineering of civil and industrial building newly built, rebuilt and expanded, with the nominal diameter not large than Dn250.

**Maximum working pressure: 1.6Mpa**



Technical Specification (mm)			
Nominal diameter	External Diameter (DW)	Allowable deviation of outer diameter	Wall Thickness (S)
DN15	18.0	±0.10	1.2
DN20	22.0	±0.11	1.2
DN25	28.0	+0.14	1.2
DN32	35.0	±0.18	1.2
DN40	42.0	±0.21	1.2
DN50	54.0	±0.27	1.2
DN65	76.1	±0.38	1.5
DN80	88.9	±0.44	2.0
DN100	108.0	±0.54	2.0
DN125	133	±0.50	2.5
DN150	159	+0.80	2.5
DN200	219	±1.00	3.0
DN250	273	±1.00	3.5
<b>Allowable deviation of wall thickness (δ)</b>			<b>±10%S</b>

Calculation parameters for head loss of AQUAPIPE carbon steel pipe	
<b>Equivalent roughness (ε)</b>	0.00015
<b>Pipeline roughness coefficient (nε)</b>	0.014
<b>Haicheng William coefficient (Ch)</b>	120

The design flow rate inside the pipeline should not exceed 2.5m/s. The design flow rate of the automatic sprinkler system pipeline can be determined according to the system design requirements, but the water supply flow rate of any fire protection pipeline should not exceed 7m/s.



## Performance Advantages

- Standardized Installation



- High Compressive Strength



- Save Costs and Labor



- Super Anti-Corrosion



- Excellent Reliability and Service Life



- Safety and Environmental Protection



## Press Connection

Pipe Diameter Range: DN15-DN100

As early as decades ago, European and American countries were already using mature pipeline double press technology, such as century old enterprises Viega and Geberit, which have proven through rich practice that double press connections are earthquake resistant, pressure resistant, leak free, and have excellent stability and reliability.





## Clamp Connection

Pipe Diameter Range: DN125-DN250

## Groove Connection

Pipe Diameter Range: DN125-DN250



Metal Clamshell Connector

Convex Ring (surface contact)



## Advantages of Special Coating

### CORROSION RESISTANCE COMPARATIVE TEST

#### Test 1: Neutral Salt Spray Test

We conducted a salt spray test on both materials for more than 1500 hours to further verify the corrosion resistance of Pressed carbon steel pipes and galvanized pipes.

#### Test Method: ASTM B117-19

#### Test Condition:

- Salt composition (Sodium chloride:5% | Distilled water:95%)
- PH of salt solution:7,0
- Temperature in the salt cabinet:34°C~36°C
- Method of specimen cleaning Before testing:Water After testing:Water
- Spray volume of salt solution:1,5 mL/h/80cm<sup>2</sup>
- Air supply pressure:1 kgf/cm<sup>2</sup>

Neutral Salt Spray Test / Stage1 ( Execution standard: GB/T10125-2012)					
Pipe Material	200H	400H	600H	928H	1200H
AQUApipe CS pipe	 No changed	 No changed	 Minor white rust	 Minor white rust	 Increased in white rust
Galvanized Steel Pipe	 White rust generation	 Red rust generation	 Significant increase in red rust	 Red rust increased Significantly	 Severe corrosion

1500+H



No significant increase of white rust



Severe corrosion

#### The Experiment Concluded That:

The Pressed carbon steel pipe's internal and external corrosion resistance is much higher than that of galvanized steel pipe.

\*You can entrust our products to a third party for corrosion resistance testing, and the cost will be borne by AIRpipe.



#### Super Anti-Corrosion

High strength corrosion resistance ensures that the pipeline will not corroded for a long time, effectively avoid the accumulation of impurities such as rust and scale in the pipeline or the risk of leakage, thereby enhancing safety.



#### Higher Hardness

High surface hardness, after multiple frictions, the plating will not easily peeled off and more scratch resistant, ensuring superior product performance, extending pipeline service life, and reducing maintenance costs.

Neutral Salt Spray Test

**1500** hours no red rust

Corrosion Resistance


**3times** > galvanized pipes

**01** Plating and coating, double protection

**02** Super anti-corrosion of Material

**03** Improve product lifespan and safety

**04** Solve the corrosion problem caused by scratches and peeling of the coating layer on the pipeline





## Are You Still Struggling With The Following Questions?

01

Professional installation labor



02

Complex installation process



03

Extra-long installation cycle








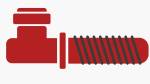








04

High installation costs



## In practical applications, the difference between pressed carbon steel pipes and galvanized steel pipes

	Installation Method	Installation Cost	Installer Requirements	Installation Difficulty	Installation Time	Corrosion Resistance	Maintenance Costs
Pressed Carbon Steel Pipe	 Pressing, Clamping	 Lower	 General	 Simple	 Short installation, 7~8 seconds for quick connection	 High corrosion resistance, 3times higher than the galvanized pipe	 Nearly zero
Galvanized Steel Pipe	 Threded, Welded	 High	 Professional	 Difficult	 Long installation, intricate wire twisting process	 Easy to rust.	 Annual touch-up painting and leak repair required



## Galvanized Steel Pipe

- ✘ 1. Oxidization and rust on both the interior and exterior after 4-5 years.
- ✘ 2. High labor costs due to welding/ threading/ flanging.
- ✘ 3. High risk of leakage and rupture.
- ✘ 4. The inner of tube is easy to corrosion, resulting in pipeline blockage and leakage.





## Energy-saving, high-efficiency, and eco-friendly multi usage experience!

In addition to its application in fire protection pipelines, AQUApipe carbon steel pipes are also commonly used in other projects such as gas, compressed air, and urban heating.



# 02

## Application Field

AIRpipe pressed steel pipes feature an exceptional anti-corrosion plating that safeguards the carbon steel base pipe, effectively delaying pipeline corrosion and addressing the performance shortcomings of traditional galvanized steel pipes. They are widely employed in industrial water supply, compressed air systems, fire protection pipelines and similar engineering applications.



### Industrial Water

Industrial water systems demand robust piping networks. Pressed carbon steel pipes offer exceptional corrosion resistance, effectively withstanding water quality degradation and hydraulic shock to extend pipeline lifespan. Their rapid installation eliminates leaks at source, delivering superior sealing performance compared to traditional welding. This ensures safe, stable and efficient conveyance for circulating water and process water systems, supporting uninterrupted production operations.

### Industrial Compressed Air

In industrial compressed air systems, pipe material is selected based on process requirements—typically aluminum alloy or carbon steel. Compared to galvanized pipes, AQUApipe carbon steel pipes deliver higher cost-efficiency, with outstanding performance in corrosion resistance, pressure tolerance, flow capacity, and air purity. The quick-fit connection system further reduces labor costs.

### Firefighting Water

Pressed carbon steel pipes, owing to their superior corrosion resistance and straightforward installation method, effectively resolve the issues of 'pipes without water, water without pressure, and blockages upon use' in firefighting applications. These pipes eliminate problems such as severe leakage at joints, reduced flow due to internal rust and scale buildup, and blockages in branch pipes caused by material corrosion.

# 03 Product Center



Superior Reliability




Longevity



Quick & Easy Installation



Cost Saving



# Carbon Steel Pipes

Specification, Dimension And Allowable Deviation (mm)						
Nominal Diameter	Outer diameter (DW)	Permissible deviation of external diameter	Wall thickness(S)		Calculate the internal diameter(di)	Permissible deviation in wall thickness( $\delta$ )
			PN16			
DN15	18.0	$\pm 0.10$	1.2		15.0	$\pm 10\%S$
DN20	22.0	$\pm 0.11$	1.2		19.0	
DN25	28.0	+0.14	1.2		25.0	
DN32	35.0	$\pm 0.18$	1.5		32.0	
DN40	42.0	$\pm 0.21$	1.5		39.0	
DN50	54.0	$\pm 0.27$	1.5		51.0	
DN65	76.1	$\pm 0.38$	2.0		72.1	
DN80	88.9	$\pm 0.44$	2.0		84.9	
DN100	108.0	$\pm 0.54$	2.0		104.0	
DN125	133	$\pm 0.50$	3.0		127.0	
DN150	159	+0.80	3.0		153.0	
DN200	219	$\pm 1.00$	3.3	3.0	213.0	
DN250	273	$\pm 1.00$	4	3.5	267.0	
DN300	325	$\pm 1.00$	4.5	4.0	317.0	



- Material: Q235B welded carbon steel pipe GB/T 700-2006
- Sealing: The material can be selected according to the fluids
- Usage: Industrial Gases , Industrial Water, Fire Water
- Connection Methods:  
Press connection, Clamp connection, Groove connection
- Fluid PH Requirement:  $\geq 7$ . When the internal fluid is water, the chloride ion requirement  $\leq 5\text{mg/L}$
- Pipe Nominal Diameter: DN15, DN20, DN25, DN32, DN40, DN50, DN65, DN80, DN100, DN125, DN150, DN200, DN250

# General Application

## Industrial Water

In industrial water systems, carbon steel pipes demonstrate exceptional pressure-bearing capacity and structural strength (withstanding pressure fluctuations and certain external impacts), readily accommodating high-flow transportation requirements such as cooling circulation water and process water supply and drainage. They provide a robust guarantee for stable water supply to factories, ensuring the stability and safety of the water supply network.

## Industrial Gases

In industrial compressed air systems, carbon steel pipes serve as the ideal conduit for delivering dry, clean compressed air. Capable of withstanding elevated system pressures, they provide airtight transmission pathways. Their smooth inner walls effectively minimize pressure losses, enhancing energy efficiency and ensuring stable, efficient delivery of compressed air to all end-use points. Coupled with proven pressed and clamp connection technologies, they facilitate straightforward installation and maintenance, thereby reducing both initial investment and lifecycle costs for the system.

## Reference Standard



GB/T 8163-2018	《Seamless steel pipes for liquid service》
CJJ/T 154-2020	《Technical standard for metallic pipeline engineering of building water supply》
GB 50235-2010	《Code for construction of industrial metallic piping engineering》
GJ/T 433-2013	《Press connection carbon steel tubes and fittings》
GB/T 27891-2011	《Carbon steel press fittings》
SJ/T 31451-2016	《Compressed air pipeline requirements of readiness and methods of inspection and assessment》
GB/ 5720-2008	《Test methods for rubber O rings》
GB/ 3366-1998	《Technical requirements of coating plastic for steel pipe》
GB/ 241-2007	《Metal Materials tube hydrostatic pressure test》



## Universal Series-Press Pipe Fittings





PIPE-TO-PIPE JOINT	ADJUSTABLE PIPE TO PIPE JOINT	90° ELBOW TYPE A	90° ELBOW TYPE B
Pipe Diameter: DN15-DN100	Pipe Diameter: DN15-DN100	Pipe Diameter: DN15-DN100	Pipe Diameter: DN15-DN100
			

45° ELBOW TYPE A	45° ELBOW TYPE B	EQUAL TEE	REDUCING TEE
Pipe Diameter: DN15-DN100	Pipe Diameter: DN15-DN100	Pipe Diameter: DN15-DN100	Pipe Diameter: DN15-DN100
			

EQUAL CROSS	REDUING CROSS	END CAPS	90° FEMALE ELBOW
Pipe Diameter: DN25-DN100	Pipe Diameter: DN20-DN100	Pipe Diameter: DN15-DN100	Pipe Diameter: DN15-DN65
			

90° MALE ELBOW	FEMALE THREAD JOINT	MALE THREAD JOINT	FEMALE THREAD UNION
Pipe Diameter: DN15-DN65	Pipe Diameter: DN15-DN80	Pipe Diameter: DN15-DN80	Pipe Diameter: DN15-DN50
			

REDUCING PIPE TO PIPE JOINT	SIDE FEMALE THREADED TEE	SHORT MALE THREADED TEE	SHORT FEMALE THREADED TEE
Pipe Diameter: DN15-DN65	Pipe Diameter: DN15-DN50	Pipe Diameter: DN15-DN100	Pipe Diameter: DN15-DN100
			

FLANGE JOINT	REDUCING FLANGE JOINT	CLAMP VALVE	WAFER BUTTERFLY VALVE
Pipe Diameter: DN32-DN100	Pipe Diameter: DN65-DN100	Pipe Diameter: DN100	Pipe Diameter: DN65-DN80
			

QUICK-PLUGGING VALVE
Pipe Diameter: DN15-DN50






## Universal Series-Clamp Pipe Fittings

PIPE TO PIPE JOINT	END CAP	REDUCING PIPE TO PIPE JOINT (CLAMP+PRESS)	REDUCING PIPE TO PIPE JOINT
Pipe Diameter: DN65-DN250	Pipe Diameter: DN65-DN250	Pipe Diameter: DN20-DN200	Pipe Diameter: DN65-DN250
			

90° MALE ELBOW	90° ELBOW	45° ELBOW	EQUAL TEE
Pipe Diameter: DN65	Pipe Diameter: DN65-DN250	Pipe Diameter: DN65-DN250	Pipe Diameter: DN65-DN250
			

REDUCING TEE	REDUCING TEE (CLAMP+PRESS)	EQUAL CROSS
Pipe Diameter: DN65-DN250	Pipe Diameter: DN20-DN200	Pipe Diameter: DN125-DN250
		

FLANGE JOINT	REDUCING FLANGE JOINT	SHORT MALE THREADED TEE	SHORT FEMALE THREADED TEE
Pipe Diameter: DN65-DN250	Pipe Diameter: DN65-DN250	Pipe Diameter: DN65-DN100	Pipe Diameter: DN65-DN100
			

MALE THREAD JOINT	FEMALE THREAD JOINT	CLAMP VALVE	WAFER BUTTERFLY VALVE
Pipe Diameter: DN65-DN80	Pipe Diameter: DN65-DN80	Pipe Diameter: DN65-DN250	Pipe Diameter: DN65-DN80
			

MECHANICAL TEE	MECHANICAL CROSS
Pipe Diameter: DN65-DN250	Pipe Diameter: DN65-DN250
	



## Fire Water

In fire protection systems, press-fit carbon steel pipes utilise high-strength carbon steel raw materials, capable of withstanding the immense water hammer impact caused by fire pump start-stop cycles, ensuring stable water supply pressure during critical moments. Pressed connection and clamp connection offer both ease of installation and exceptional strength, physically eliminating leakage risks to provide dual safeguards for fire protection systems. Furthermore, the pipes' outstanding corrosion resistance and weatherproofing ensure system stability even in damp, dark environments such as pipe shafts.

## Technical Description of Fire Pipeline System

### SCHEMATIC DIAGRAM OF AIRPIPE FIRE WATER PIPELINE

Fire Pipeline →

4m

GB 50261-2017 "Code for Installation and commissioning of Sprinkler Systems" :



The red ring mark should have a width of no less than 20mm and an interval of no more than 4m. There should be no less than 2 rings within an independent unit.

AIRpipe Pressed carbon steel piping system is more practical, safe and economical in the field of Fire Pipes which required high pressure and corrosion resistance.

Compared to threaded connections, the installation speed is increased by more than **50%**.

Compared to groove connections, the installation speed is increased by more than **20%**

\* The pipe above DN100 has been carried out convex ring operation before delivery., greatly saving installation labor and improving installation efficiency.

Color Ring Tape	Product Code	Nominal Diameter	Specification & Material
	14006000231	DN15-DN100	30mm*22mm Surface reflective film
	14006000232	DN100-DN150	50mm*22mm Surface reflective film
	14006000233	DN200-DN250	100mm*22mm Surface reflective film
	14006000235	DN15-DN300	200mm*40mm Surface reflective film

### Installation notices:

- Confirm the suitable connection method before installation: press connection, clamp connection, groove connection, etc
- Pipe installation should be horizontal and vertical, the elbows should be installed at the bends with consistent turning radius.
- Load calculation should be considered in different scenarios to avoid security impact.
- When installing pipes, the pipe port should be blocked to prevent debris from entering and blocking the pipes.

## Reference Standards

CJ/T433-2013	《Press connection carbon steel tubs and fittings》
GB/T27891-2011	《Carbon steel press-fittings》
GB/T5135.20-2010	《Automatic sprinkler system—Part 20: Coating Steel Pipe》
GB/T 5135.11-2006	《Automatic sprinkler system—Part 11: Grooved couplings and fittings》
GB/T 5720-2008	《Test methods for rubber O-rings》
CB/T3366-1998	《Technical requirements of coating plastic for steel pipe》
GB/T 241-2007	《Metal materials—tube—Hydraulic pressure test》
GB 50016-2018	《Code for fire protection design of buildings》
GB 50974-2014	《Technical specification for fire water supply and hydrant systems》
GB 50242-2002	《Code for acceptance of construction quality of water supply drainage and heating works》
T/CECS 1819-2025	《Technical specification for galvanized nickel carbon steel pipeline engineering of fire-fighting system》
GB 50048-2017	《Code of design for sprinkler system》

## Fire Protection Fittings-Press Pipe Fittings




Pressed connection technology eliminates the need for traditional welding and threading, enabling rapid and reliable pipe connections using universal or specialised pressing tools. The bidirectional mechanical interlocking effectively prevents joint displacement under internal pressure or external forces. Its 'bidirectional locking + balanced force distribution' structure ensures more enduring and reliable sealing performance, making it widely adopted in fire protection systems.












PIPE-TO-PIPE JOINT	ADJUSTABLE PIPE TO PIPE JOINT	90° ELBOW TYPE A	90° ELBOW TYPE A (SMALL RADIUS)	90° ELBOW TYPE B
Pipe Diameter: DN15-DN100	Pipe Diameter: DN15-DN100	Pipe Diameter: DN15-DN100	Pipe Diameter: DN50-DN100	Pipe Diameter: DN15-DN100
			 *Suitable for use in confined or structurally complex spaces, enabling compact steering and layout.	

45° ELBOW TYPE A	45° ELBOW TYPE B	EQUAL TEE	REDUCING TEE
Pipe Diameter: DN15-DN100	Pipe Diameter: DN15-DN100	Pipe Diameter: DN15-DN100	Pipe Diameter: DN15-DN50
			

REDUCING TEE	REDUCING TEE	END CAPS	DOUBLE MALE THREADED REDUCING TEE	90° ELBOW DOUBLE MALE THREADED REDUCING TEE
Pipe Diameter: DN15-DN80	Pipe Diameter: DN15-DN100	Pipe Diameter: DN15-DN100	Pipe Diameter: DN65-DN25	Pipe Diameter: DN65-DN25
			 *For hydrant joints	 *For hydrant joints

REDUCING 90° ELBOW	90° FEMALE ELBOW	90° MALE ELBOW	INTEGRATED GROOVED GATE VALVE
Pipe Diameter: DN15-DN100	Pipe Diameter: DN15-DN65	Pipe Diameter: DN25-DN65	Pipe Diameter: DN65-DN100
			

FEMALE THREAD JOINT	MALE THREAD JOINT	EQUAL CROSS	REDUING CROSS
Pipe Diameter: DN15-DN80	Pipe Diameter: DN15-DN100	Pipe Diameter: DN15-DN100	Pipe Diameter: DN20-DN25
			

REDUING CROSS	FEMALE THREADED LONG PIPE	MALE THREADED LONG PIPE	REDUCING PIPE TO PIPE JOINT	REDUCING PIPE TO PIPE JOINT TYPE B
Pipe Diameter: DN25-DN100	Pipe Diameter: DN25-3/4"-DN1500	Pipe Diameter: DN50/DN65	Pipe Diameter: DN15-DN100	Pipe Diameter: DN50-DN20
				

FEMALE THREADED CROSS	SIDE FEMALE THREADED TEE	SHORT MALE THREADED TEE	SHORT FEMALE THREADED TEE
Pipe Diameter: DN20-DN50	Pipe Diameter: DN15-DN50	Pipe Diameter: DN15-DN100	Pipe Diameter: DN15-DN100
			

FLANGE JOINT	REDUCING FLANGE JOINT	MECHANICAL TEE	MECHANICAL CROSS
Pipe Diameter: DN32-DN100	Pipe Diameter: DN65-DN100	Pipe Diameter: DN25-DN150	Pipe Diameter: DN25-DN150
			

# Engineered for Superior Performance

Breaking through the traditional connection methods, AIRpipe has pioneered the "Convex Ring Clamp Connection" technology in the carbon steel pipe field. Without welding or threaded, without complex tools. It enables rapid, precise, and integrated crimping installation, greatly enhancing the efficiency of on-site installation. Unique large area fixed point deformation buffer design, effectively absorbs vibration and shock, featuring excellent seismic and tensile resistance capabilities. The connection is fully meeting the high-intensity application requirements of large-diameter pipelines in fire protection, and industrial fields.



## Fire Protection Fittings (Clamp)

PIPE TO PIPE JOINT	REDUCING PIPE TO PIPE JOINT	REDUCING PIPE TO PIPE JOINT (CLAMP+PRESS)	90° ELBOW
Pipe Diameter: DN125-DN250	Pipe Diameter: DN125-DN250	Pipe Diameter: DN125-DN150	Pipe Diameter: DN125-DN250
			

45° ELBOW	REDUCING TEE	REDUCING TEE (CLAMP+PRESS)	EQUAL TEE
Pipe Diameter: DN125-DN250	Pipe Diameter: DN125-DN250	Pipe Diameter: DN125-DN250	Pipe Diameter: DN125-DN250
			

EQUAL CROSS	FLANGE JOINT	REDUCING FLANGE JOINT	END CAP
Pipe Diameter: DN125-DN250	Pipe Diameter: DN125-DN250	Pipe Diameter: DN125-DN250	Pipe Diameter: DN125-DN250
			

### INTEGRATED GATE VALVE

Pipe Diameter: DN150/DN200



## Fire Protection Fittings (Groove)

**Nominal Diameter Range: DN125-DN250**

Groove connection is different with traditional welding which requires strict temperature control, and also different with thread-ed connection which requires high precision. Groove connection can make complex pipeline connection processes simpler, faster, and more convenient, requiring less operating space and protecting the original characteristics of the pipeline.

### Flexible adaptation to a wide range of applications



Easy to repair, replace, and improve with strong performance.




Quick and convenient installation, and small construction space requirements



Low overall cost and long service life



Avoiding welding defects, ensuring safety and reliability

CLAMP (RIGID - FOR LINEAR CONNECTIONS)	CLAMP (FLEXIBLE - FOR MISALIGNED CONNECTIONS)	FLANGE	BLIND FIRM
Pipe Diameter: DN125-DN250	Pipe Diameter: DN125-DN250	Pipe Diameter: DN125-DN250	Pipe Diameter: DN125-DN250
			

90° ELBOW	45° ELBOW	EQUAL TEE	REDUCING PIPE TO PIPE JOINT
Pipe Diameter: DN125-DN250	Pipe Diameter: DN125-DN250	Pipe Diameter: DN125-DN250	Pipe Diameter: DN125-DN250
			

REDUCING PIPE TO PIPE JOINT (GROOVE+PRESS)	CONVERSION DIRECT (CLAMP+GROOVE)	EQUAL CROSS	REDUCING CROSS
Pipe Diameter: DN125-DN250	Pipe Diameter: DN125-DN250	Pipe Diameter: DN125-DN250	Pipe Diameter: DN125-DN250
			

REDUCING TEE (GROOVE+PRESS)	REDUCING TEE	INTEGRATED GATE VALVE	CLAMP VALVE
Pipe Diameter: DN125-DN200	Pipe Diameter: DNDN125-DN250	Pipe Diameter: DN125-DN250	Pipe Diameter: DN125-DN250
			

MECHANICAL TEE	MECHANICAL CROSS	THREDED MECHANICAL TEE	THREDED MECHANICAL CROSS
Pipe Diameter: DN125-DN250	Pipe Diameter: DN125-DN250	Pipe Diameter: DN125-DN250	Pipe Diameter: DN125-DN250
			

## Installation Steps

**30%**

Reduced labor costs

**30%**

Comprehensive installation efficiency improvement

**0**

Welding operation steps



## Installation of Press Connection



01

Check the sealing ring



02

Insert the compression fitting



03

Tool crimping for 7-8 seconds



04

Complete installation

## Installation of Clamp Connection



01

Install sealing ring



02

Insert the compression fitting



03

Tighten the bolts in diagonal order



04

Complete installation

## Installation of Groove Connection



01

Disassemble



02

Install sealing ring



03

Fixed groove connector



04

Complete installation

## Engineering Cases

Many customers told us that the fire protection pipes in their buildings, due to the use of traditional pipelines, often suffer from the problems of "no water in pipes, no or low pressure, and getting clogged immediately upon use". The main reasons are severe leakage at the pipe connections, which leads to valve shutters, rust and scale on the inner walls of the pipes affecting the flow rate, and corrosion of the pipe materials blocking small branch pipes, etc.

AlRpipe has been deeply engaged in the pipe industry for over 15 years and is well aware of the demand from customers in various industries for a highly corrosion-resistant carbon steel pipe. We invested a large amount of resources to develop Pressed carbon steel pipe, its superior corrosion resistance and convenient installation method, widely applied in Commercial Complex, Office Building, Hotel, School, Hospital, Transportation Hubs, Industrial Plants, Residential Buildings, etc.



Local Large Warehouse



Powerful Manufacturer



Professional Team



Quality Service



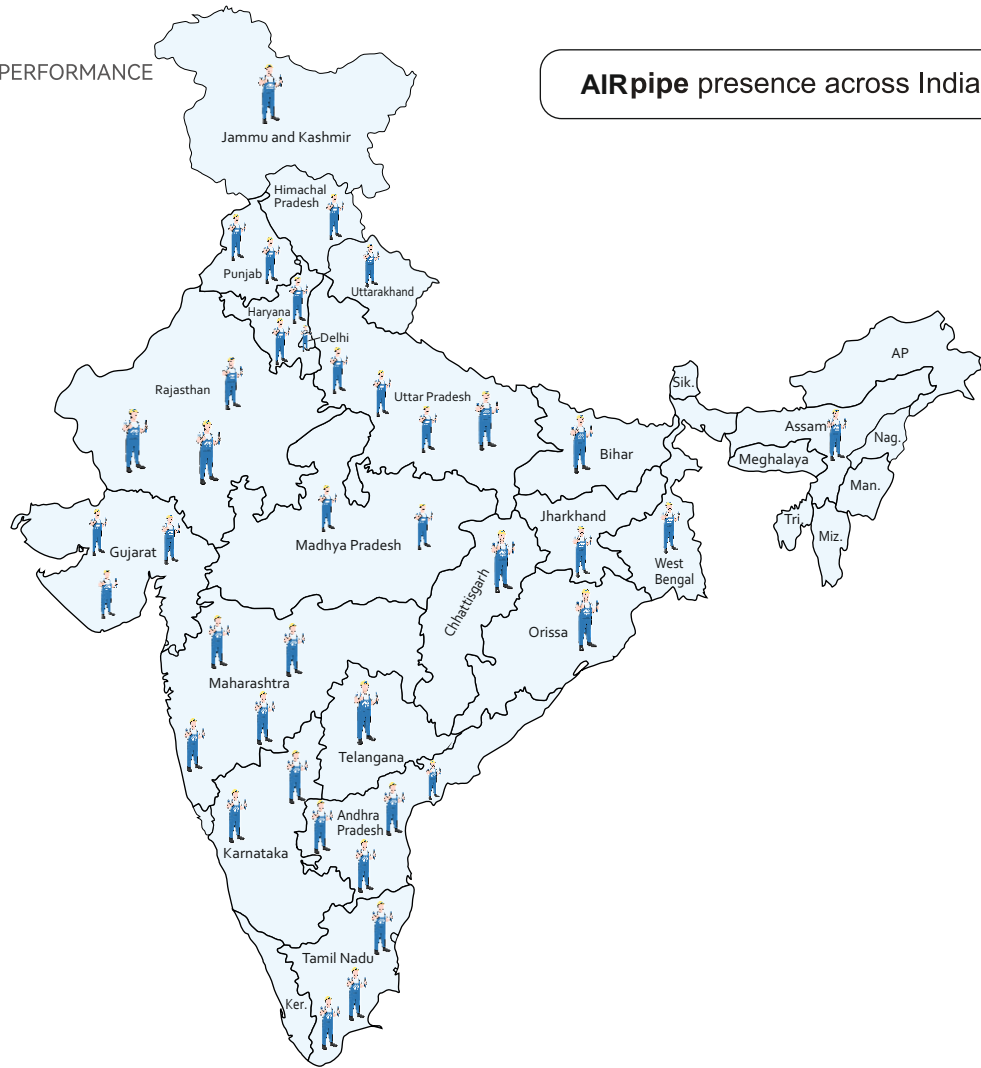


# Engineering Cases





**AIRpipe presence across India**



North	West	South	East	Project
<p>Email: north@airpipe.in M: +91-9599441637</p> <p>Email: north2@airpipe.in M: +91-9599290943</p> <p>Email: north3@airpipe.in M: +91-9599775242</p> <p>Email: lucknow@airpipe.in M: +91-9599693311</p> <p>Email: punjab@airpipe.in M: +91-9599441620</p> <p>Email: rajasthan@airpipe.in M: +91-9871178502</p> <p>Email: jaipur@airpipe.in M: +91- 9871178503</p>	<p>Email: west@airpipe.in M: +91-9599441097</p> <p>Email: gujarat@airpipe.in M: +91-9599494422</p> <p>Email: west1@airpipe.in M: +91-8448289450</p>	<p>Email: south1@airpipe.in M: +91-9599600762</p> <p>Email: chennai@airpipe.in M: +91-8448175369</p> <p>Email: south2@airpipe.in M: +91-9818970106</p> <p>Email: bangalore@airpipe.in M: +91-8448175391</p> <p>Email: hyderabad@airpipe.in M: +91-9870210041</p>	<p>Email: east@airpipe.in M: +91-9599441523</p> <p>Email: east1@airpipe.in M: +91-9870291492</p> <p>Email: jharkhand@airpipe.in M: +91-7428305454</p> <p><b>Marketing</b></p> <p>Email: marketing@airpipe.in M: +91-8448392019</p> <p><b>Design</b></p> <p>Email: design@airpipe.in M: +91-9958040619</p>	<p>Email: projects@airpipe.in M: +91-9650395007</p> <p>Email: projects1@airpipe.in M: +91-9266984600</p> <p><b>Customer Support</b></p> <p>Email: ccs@airpipe.in M: +91-7303640036</p> <p><b>Supply Chain</b></p> <p>Email: sc@airpipe.in M: +91-9599290941</p> <p>Email: warehouse@airpipe.in M: +91-9599597955</p> <p>Email: warehouse1@airpipe.in M: +91-9289139644</p>

# Guarantees



## 05 Year Warranty :

AIRpipe warranties its products to be free of defects in material for a period of ten years from the date of product purchase.

AIRpipe does not warrant the design, assembly or installation of the system, but only the components within AIRpipe's LOGO. AIRpipe is not responsible for improper assembly, installation, or for any modifications of the product.

The warranty is void upon:

- (a) Failure to follow assembly or installation guidelines;
- (b) Alteration, misuse or abuse of, or damage to the products;
- (c) Operation beyond the design range, excessive pressure, stress or mishandling in any way;
- (d) Use other than for the intended purpose or in a manner other than specified by AIRpipe.






Website

**+011 495 3588**

## AIRpipe India

 709, Shahpuri Tower, C-58, Janakpuri, New Delhi - 110058

 Web: [www.airpipe.in](http://www.airpipe.in)

 Email: [sales@airpipe.in](mailto:sales@airpipe.in)